

CLOTHING FOR
CRICKET ENTHUSIASTS



NEW LOOK CLOTHING CATALOGUE



CRICKETERSHOP.COM *SINCE 2012*



CRICKETERSHOP.COM
SINCE 2012

WHY US ?

Unmatched expertise in sports apparel
Tailored to Your Team's Identity
Uncompromising quality & Performance
Seamless Ordering Process and Timely Delivery
Customer Satisfaction at the Core

CUSTOM JERSEY

Cricketershop manufactures its own sporting apparel in order to provide our customers with the best customization experience possible. Create your own custom jersey by choosing the design, colors, inscriptions, and features. Make your designs how you want.



DESIGN YOUR OWN JERSEY- THIS IS HOW TO DO IT!

CHOOSE A PRODUCT

There is a variety of high-quality products to choose from. All products are perfectly matched to the requirements of Cricket. The highly-functional, breathable materials ensure that moisture is quickly wicked away from the skin. The cuts of the jerseys allow maximum freedom of movement and at the same time guarantee that you always look good during sports.

CHOOSE A DESIGN AND YOUR DESIRED COLORS

Now the customising begins. If you prefer a design of your own, our design service will be happy to help you. Next, add your desired colors to the design. In our standard color palette you will find more than 50 colors, which can be combined as you wish. To do this, simply tell us the color you wish to have.

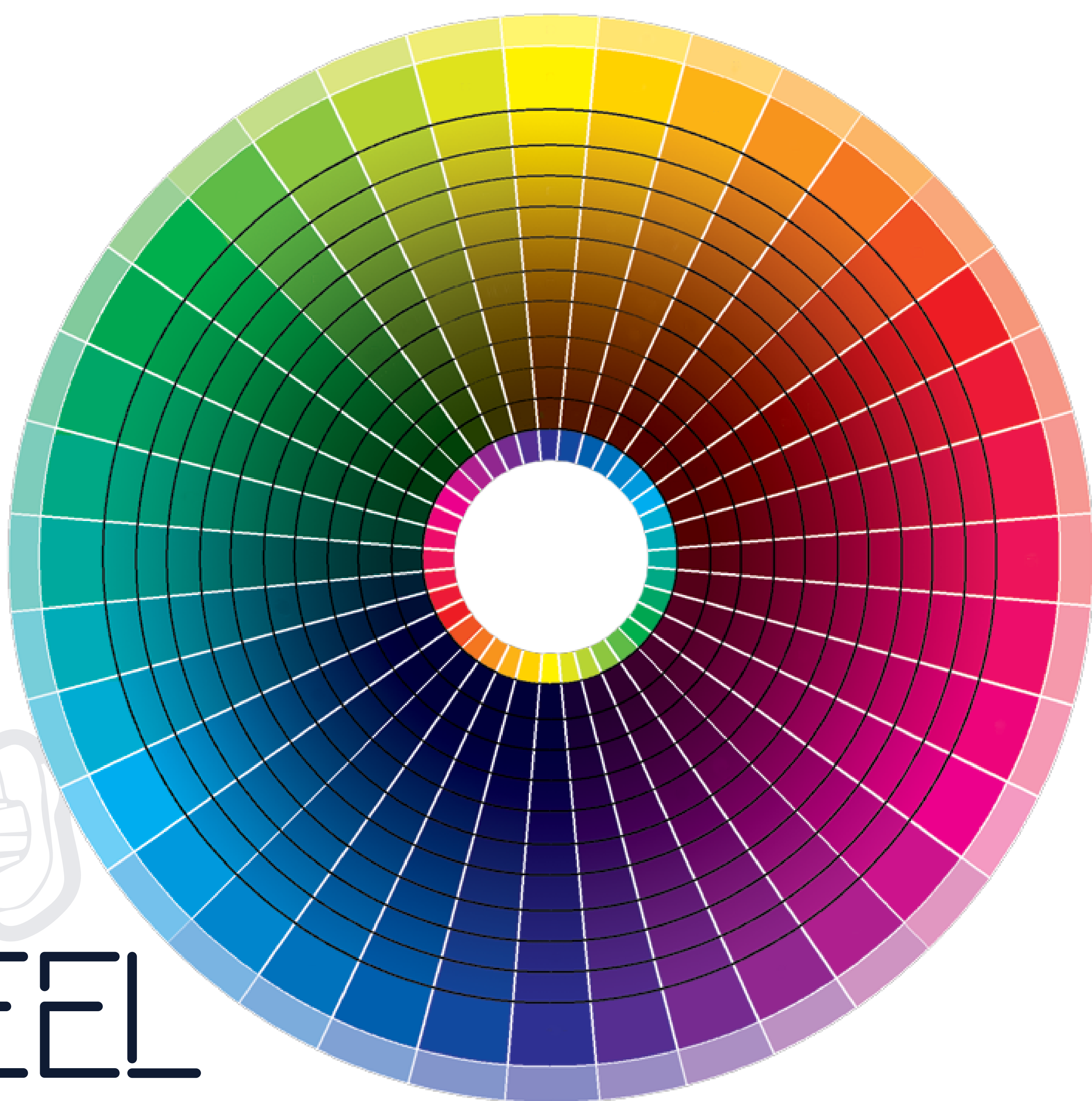
ADD TEXTS AND LOGOS

Your jerseys only become truly unique when you have added your logos, texts and sponsors. Simply tell us and it will be printed on the jersey. Whether team name, team motto, player name, place of origin of the wearer, there are no limits to creativity. The number of possible texts per jersey is not limited, the number of logos that can be printed is just as unlimited. We hope you enjoy designing your jerseys with us!

ALL ABOUT FABRIC



These all above Polyester Sports Fabric is a high-performance textile material designed specifically for sports and athletic activities. It is made from polyester fibers, known for their durability, moisture-wicking properties, and lightweight nature. This fabric is engineered to provide athletes with optimal comfort, flexibility, and breathability during physical exertion. It is widely used in the production of sportswear, including jerseys, shorts, trouser and activewear



COLOUR WHEEL

JERSEY CUSTOMIZATION

LOGO POSITION | TYPE
COLLAR TYPE



LOGO

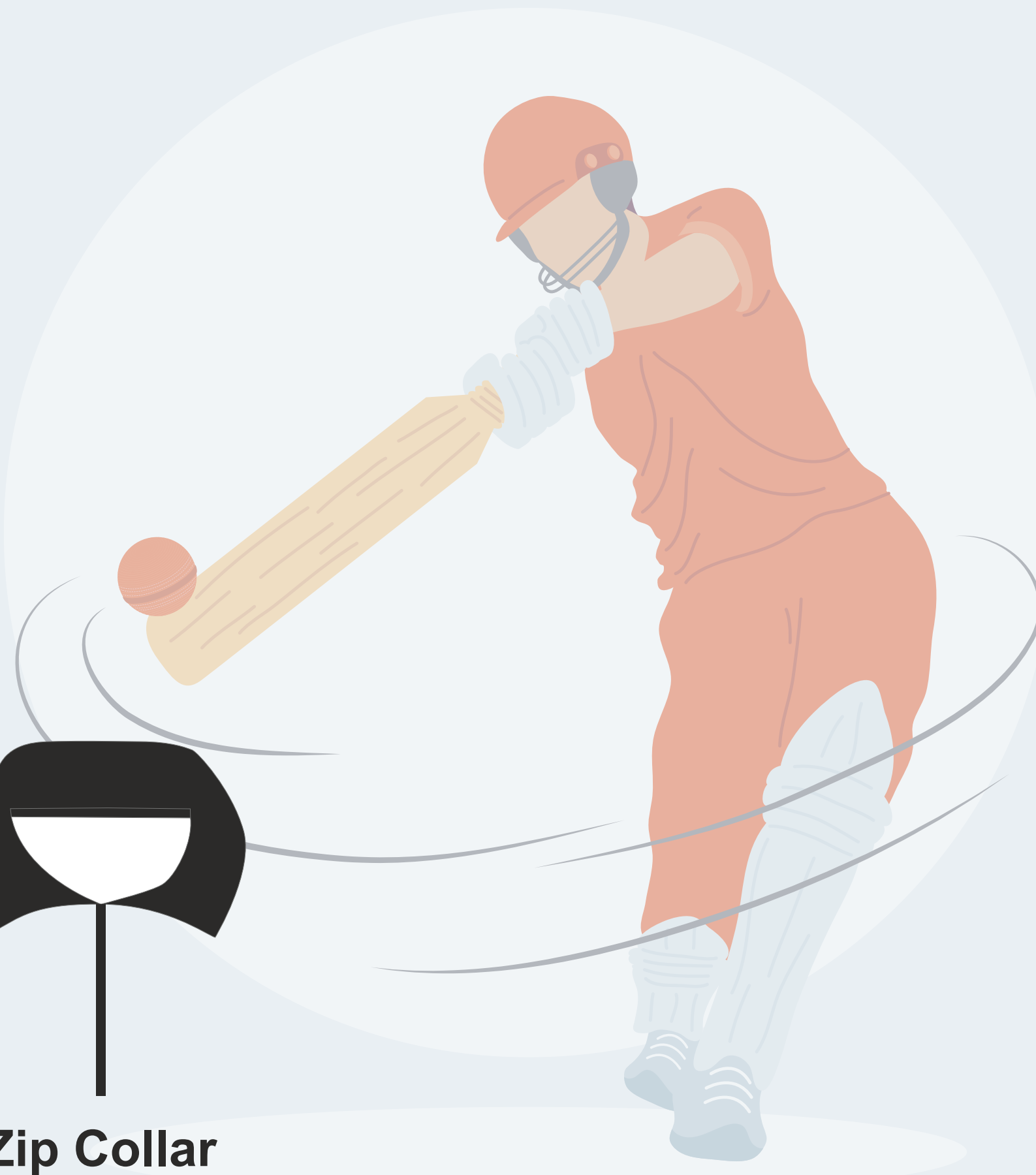
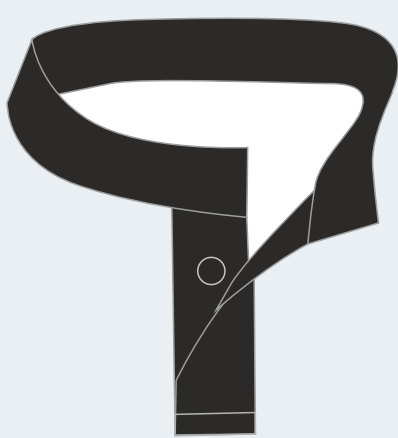
HEAT TRANSFER

EMBROIDERY

SUBLIMATION

3D LOGO

AVAILABLE NECK STYLE



Standard Collar

Round Neck

Ban Neck

Stub Collar

Vee Neck

V Collar

Kiwi Collar

Zip Collar

CRICKET WHITE SET

T-SHIRT | TROUSER
SWEATER : H/S | F/S




SIDE POCKET

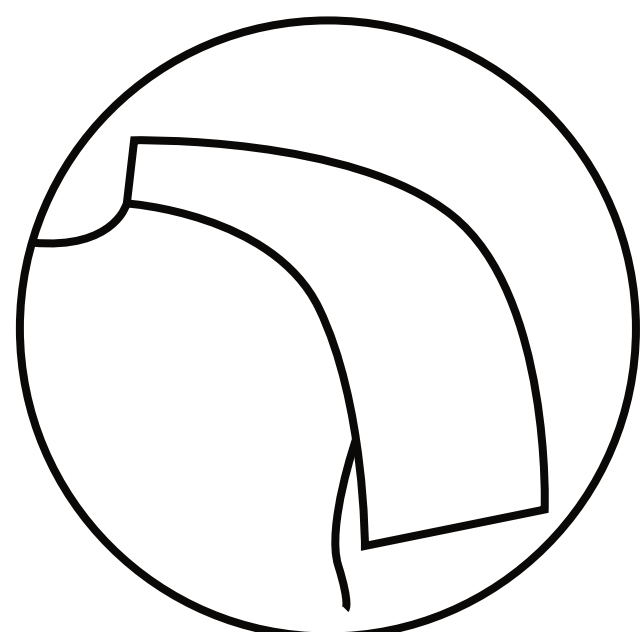
CONTRAST
PIPING



SLEEVE TYPE





STANDARD
SLEEVE



RAGLAN
SLEEVE

Available Base Colour :-



PLAYING KIT

T-SHIRT | TROUSER
CAP



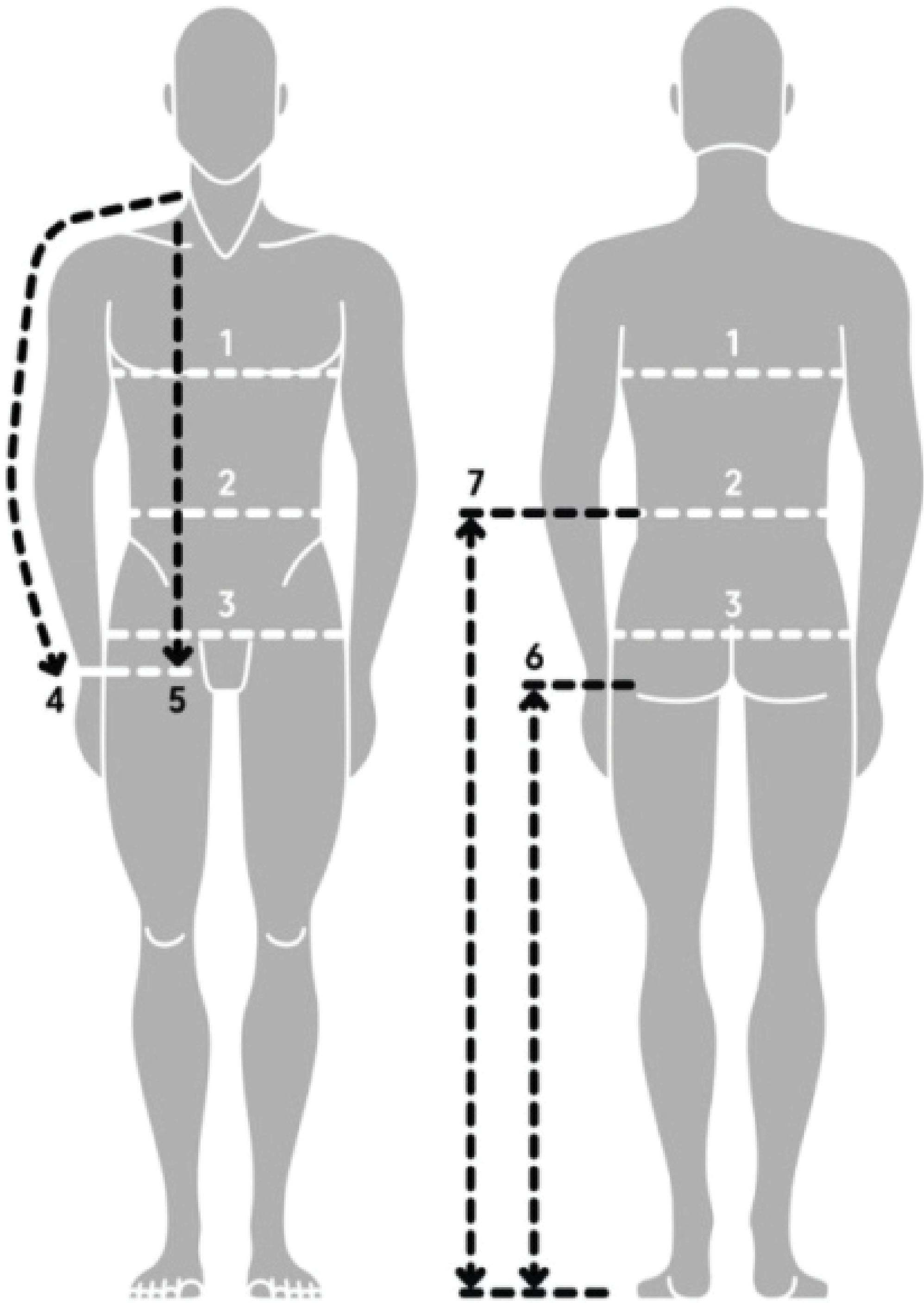
COLOUR OPTIONS



SIZE CHARTMEN

INDIAN SIZE CHART

MENS SIZE CHART(T SHIRT)								
CHEST	S	M	L	XL	XXL	3XL	4XL	5XL
CHEST	19	20	21	22	23	24	25	26
BODY LENGTH	26	27	28	29	30	30.5	31	31.5
MENS SIZE CHART(TROUSER)								
TROUSER	S	M	L	XL	XXL	3XL	4XL	5XL
WEST	30	32	34	36	38	40	42	44
LENGTH	36	38	40	42	44	45	46	47



US SIZE CHART

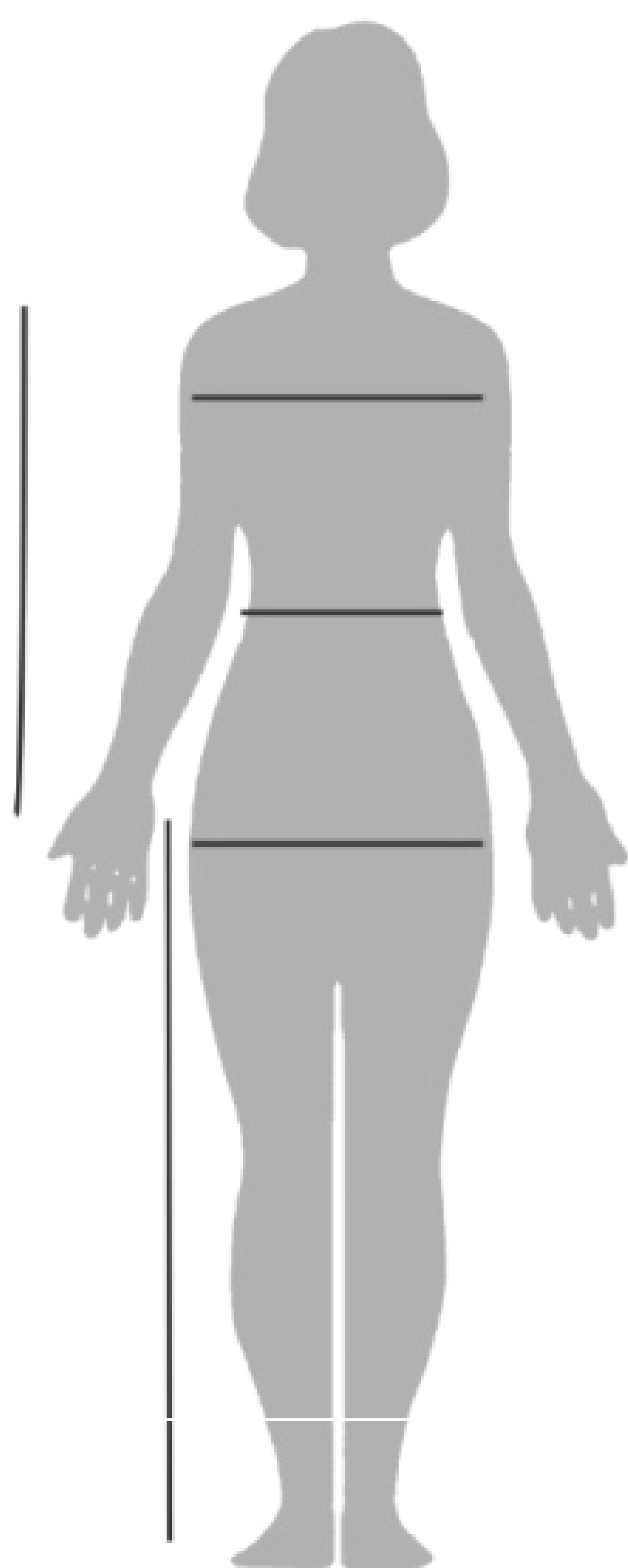
MENS SIZE CHART(T SHIRT)								
CHEST	S	M	L	XL	XXL	3XL	4XL	5XL
CHEST	20	21	22	23	24	25	26	27
BODY LENGTH	27	28	29	30	30.5	31	31.5	32
MENS SIZE CHART(TROUSER)								
TROUSER	S	M	L	XL	XXL	3XL	4XL	5XL
WAIST	32	34	36	38	40	42	44	46
LENGTH	38	40	42	44	45	46	47	48

- Chest : Place the measuring tape under your arm at the fullest part of the chest, wrap around your body until your finders meet & mark measurement.
- Body Length : Place the measuring tape on the top of the soulder to bottom of the waist & mark the measurement.
- Waist : Wrap measuring tape your waist until your fingers meet & mark measurement.
- Lower Length : Place measuring tape on the waist to bottom of the leg & mark the measurement.

*All Measuremnts are in inches

SIZE CHARTWOMEN & KIDS

INDIAN SIZE CHART

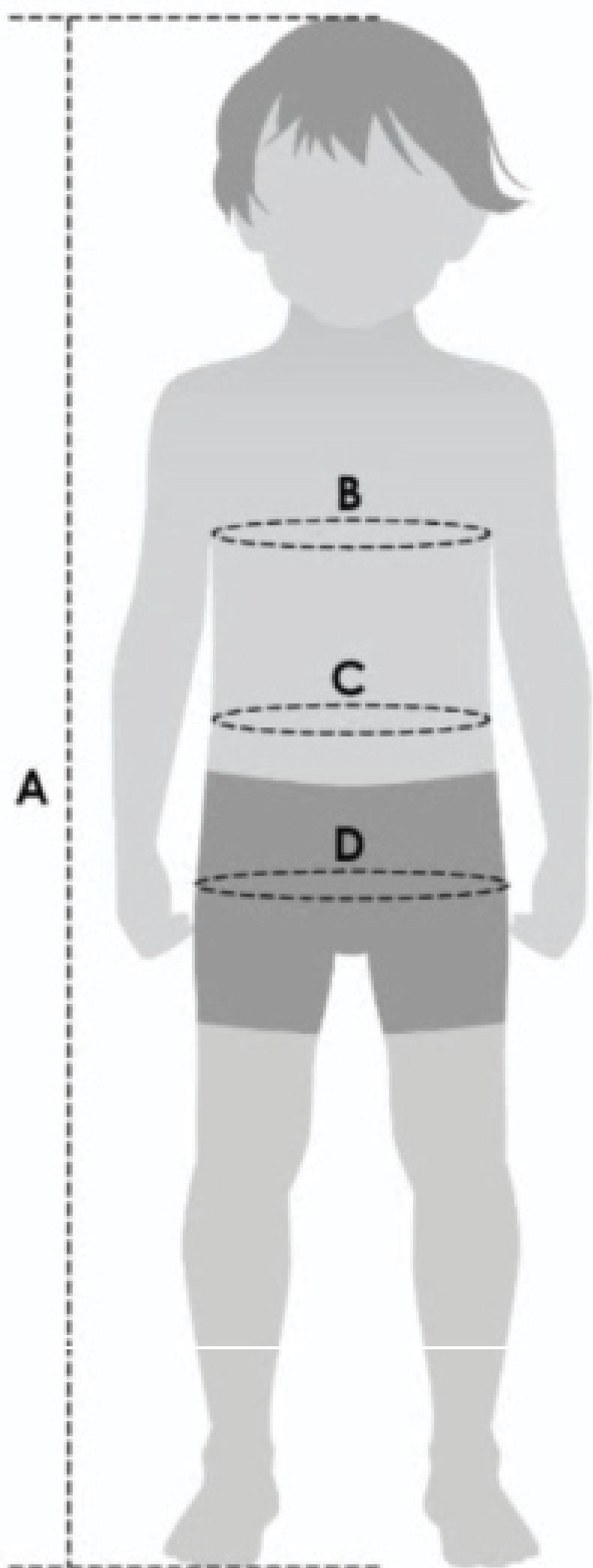


WOMAN SIZE CHART (T SHIRT)								
SIZE	XS	S	M	L	XL	2XL	3XL	4XL
CHEST	15	16	17	18	19	20	21	22
WEST	14	15	16	17	18	19	20	21
BOTTAM HEM	16	17	18	19	20	21	22	23
BODY LENGTH	21.5	22.5	23.5	24.5	25.5	26.5	27.5	28.5
SLEEVE L	3.5	4	4.5	5	5.5	6	6.5	7

WOMAN SIZE CHART (TROUSER)								
TROUSER	XS	S	M	L	XL	2XL	3XL	4XL
WEST	11	12	13	14	15	16	17	18
LENGTH	33.5	34.5	35.5	36.5	37.5	38.5	39.5	40.5

INDIAN SIZE CHART

KIDS SIZE CHART(T SHIRT)								
SIZE	20	22	24	26	28	30	32	34
CHEST	12	13	14	15	16	16.8	17.5	18.8
BODY LENGTH	15	16.5	18	19.5	21	22.5	24	25.5
KIDS SIZE CHART(TROUSER)								
TROUSER	20	22	24	26	28	30	32	34
WEST	14.2	15.2	17.2	18-20	20.2	22.2	24.3	26.3
LENGTH	20	22	24	26	28	30	32	34



- Chest : Place the measuring tape under your arm at the fullest part of the chest, wrap around your body until your finders meet & mark measurement.
- Body Length : Place the measuring tape on the top of the soulder to bottom of the waist & mark the measurement.
- Waist : Wrap measuring tape your waist until your fingers meet & mark measurement.
- Lower Length : Place measuring tape on the waist to bottom of the leg & mark the measurement.

*All Measuremnts are in inches



CLO THING

CATALOGUE



CRICKETERSHOP.COM

SINCE 2012